

### REACH TABLES



#### Description

##### Reach - Table - Semi-Circular - Adjustable Leg in Fusion Maple

These versatile semi circular tables are great for small group work or working with an educator.

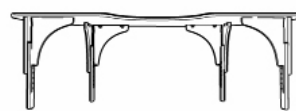
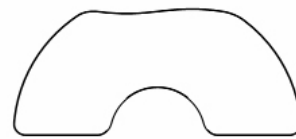
The aesthetically pleasing tables are available in small, medium and large height legs, all of which are adjustable for further growth, so the tables can grow as your students do! Suitable for all age ranges and learning environments, from early learning, K-12, higher education, libraries and common spaces.

#### Product features

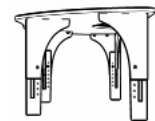
- Edges all smoothed and finished
- Floor Glides
- Expandable surface by nesting with other Semi Circular tables as well as with our 4x4 Reach table

#### Views

Refer to Technical Sheet for more details.



72"



ADJ

34"

#### Materials

- Europly FSC Certified hardwood plywood (FSC R 012337)

### REACH TABLES

<b>SMALL LEGS</b>	<b>13"</b>	<b>18"</b>
<b>MEDIUM LEGS</b>	<b>17"</b>	<b>24"</b>
<b>LARGE LEGS</b>	<b>25"</b> min ht (in)	<b>30"</b> max ht (in)

Dimensions indicated are approximate. Please contact us if you require clarification.

